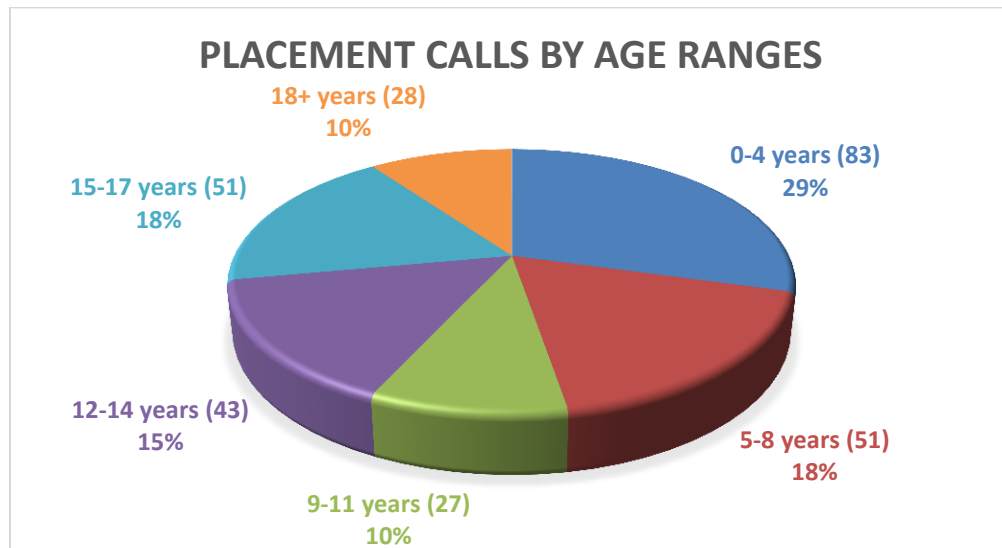




"Facing the challenges of daily life each and every day.....forever struggling, forever maturing, working hard, to one day say, 'I did it! I made it! I have finally come of age!'"

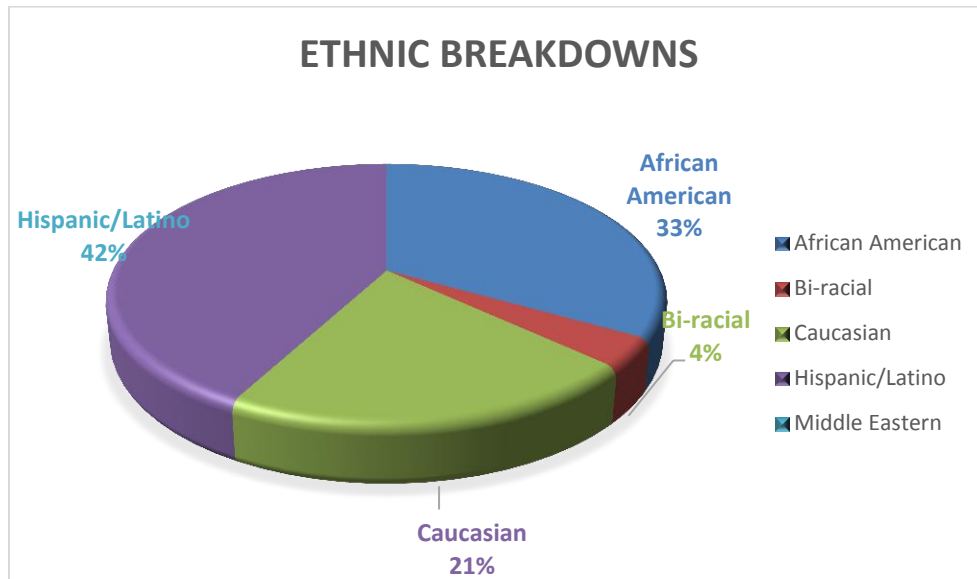
## Intake Statistics for August 2016

During the month of August, our agency again saw an overall decrease in the age ranges of all children referred to our agency except for those children between the ages of 12-14 which had a significant decrease in referrals from the previous month. It should be noted that the largest number of referrals made to the agency during this particular month were children between the ages of 0-4 years old in which there was a significant increase in the number of children referred to ACOA. As previously acknowledged, this continues to be a growing trend and only confirms that the number of children entering into foster care is not reducing and the age ranges of these children include children at very young ages being placed into foster care. It should be noted that the reason for this trend lies in the fact that more children are being drug exposed and thus are being removed immediately at birth from their birth parents.



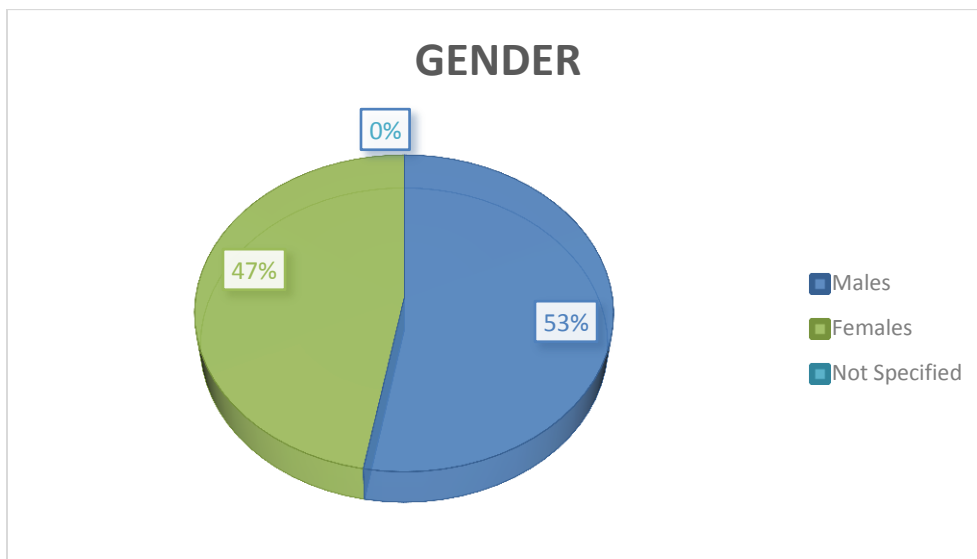
The numbers identified in parenthesis represent the total number of actual calls received for that particular age group. Thus, there were a total of **83** calls for children 0-4 years of age during this particular month which was a slight decrease from last month where we had 91 calls for youth in this particular age group.

A breakdown of the various ethnicities of those children being referred to placement is identified below.




As you can see, Hispanic/Latino children continue to comprise the largest percentage of the youth who are being referred to our agency for placement. For this particular month however, African children showed a significant increase in the number of children who were referred to our agency versus the previous months.

When considering the issue of gender, the chart below provides a general overview for this month as to what the gender breakdown looked like this month.



It was noticed that this particular month, there were slightly more males versus females referred for placement into the agency. However, this particular month showed a significant drop in the number of males referred for placement versus last month.

One final observation to consider is the differences in the languages spoken by those youths who are needing placements. To consider this, the agency looked at the total number of youth who were referred for placement in the month and identified which youth were classified by the County as English speakers, Spanish speakers, or Bilingual speakers. The graph below provided the results.



All of the children referred to the agency for placement during the course of August were English speakers. It was noticed that there was a slight decrease in the number of English speakers and bilingual speakers referred to us during the month of August as compared to the previous month. There were no Spanish **only** speaking children that were referred to our agency. The fact that there are very little Spanish only speaking children continues to be a trend that has continued since the beginning of the year when we began keeping data on behalf of those youth in our care. Thus, Resource Families continue to need to understand that even though our agency has a lot of children who are Hispanic, a large majority of these youth are not Spanish speaking only children and only a small minority of these children and youth are actually bilingual.