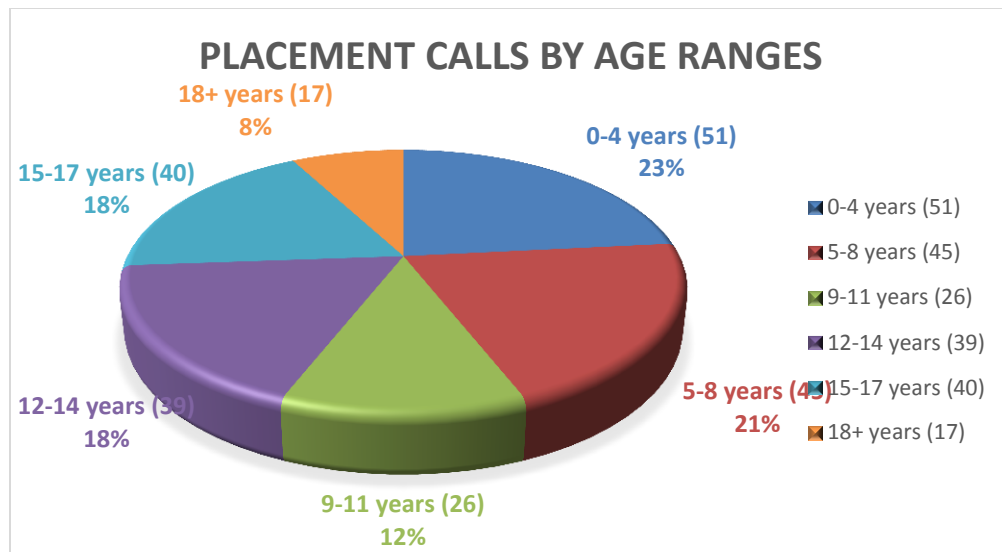




"Facing the challenges of daily life each and every day.....forever struggling, forever maturing, working hard, to one day say, 'I did it! I made it! I have finally come of age!'"

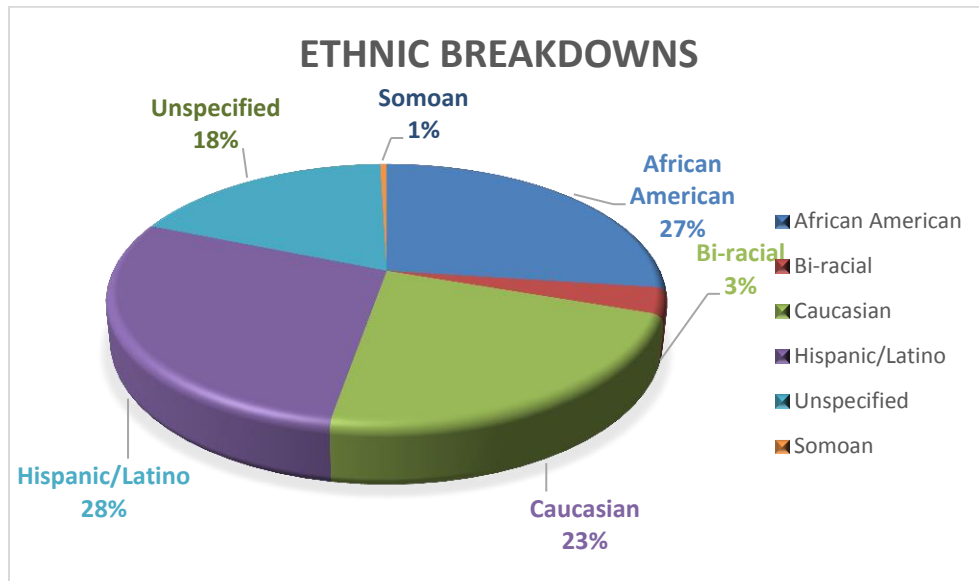
## Intake Statistics for January 2017

During the month of January, our agency again saw an overall increase in referrals across all of the age ranges except children who were 0-4 years of age where there was a slight decrease in referrals from the previous month. It should be noted that the largest number of referrals made to the agency during this particular month however were children between the ages of 0-4 years even though this age range showed a slight decrease from the number of referrals from the previous month. It should also be noted that during this particular month, the number of children referred between the ages of 12-14 years of age were significantly higher than children in this same age range referred from the previous month.



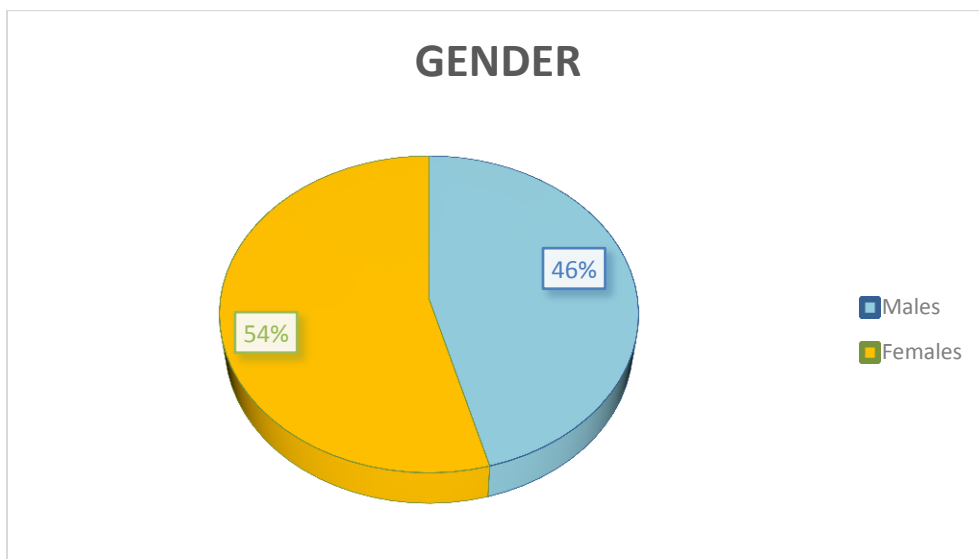
The numbers identified in parenthesis represent the total number of actual calls received for that particular age group. Thus, there were a total of **51** calls for children 0-4 years of age during this particular month.

A breakdown of the various ethnicities of those children being referred to placement is identified below.



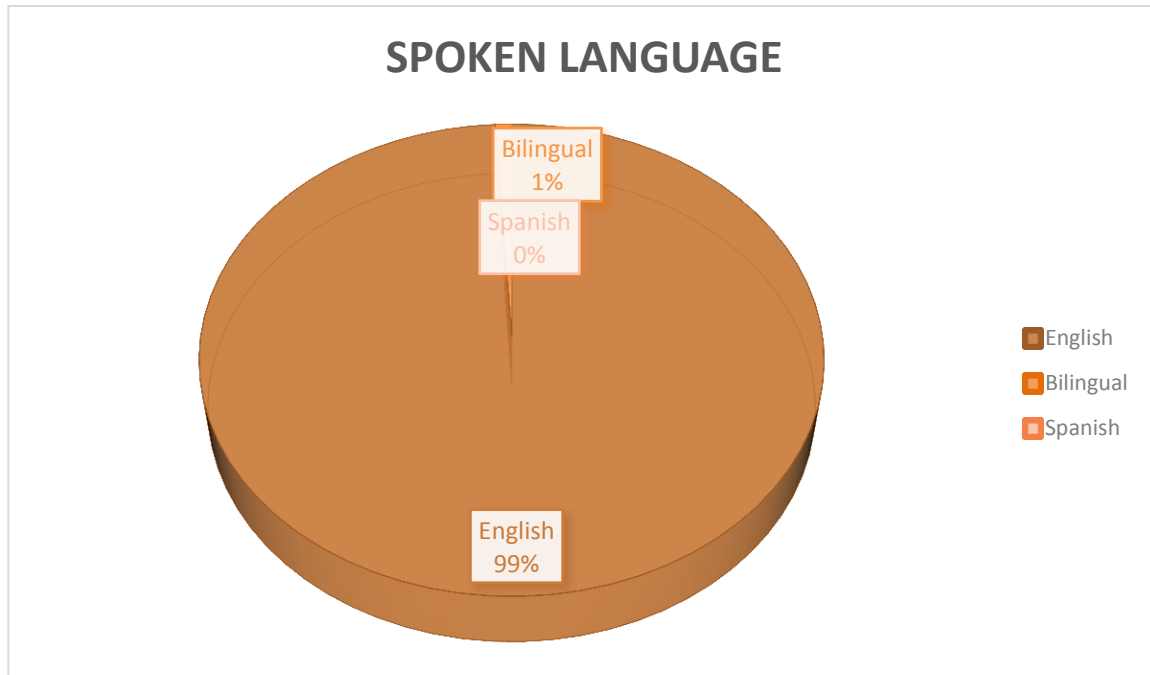
As you can see, Hispanic/Latino children continue to comprise the largest percentage of the youth who are being referred to our agency for placement. For this particular month however, there were significant increases in the number of children who's ethnic backgrounds were not specified by the county. In addition, there was a large number of African American children being referred to the agency in comparison to last month.

When considering the issue of gender, the chart below provides a general overview for this month as to what the gender breakdown looked like this month.



It was noticed that this particular month, there were significantly more females versus males referred for placement into the agency. Both groups also saw an increase in the number of youth referred to our agency for placement from the previous month.

One final observation to consider is the differences in the languages spoken by those youths who are being referred to our agency for placements. To consider this, the agency looked at the total number of youth who were referred for placement in the month and identified which youth were classified by the County as English only speakers, Spanish only speakers, or Bilingual. The graph below provided the results.



During the month of January, a significant majority of those children referred to the agency for placement were English only speakers. There was a very small percentage of youth who were bilingual speakers and no youth who were Spanish only speakers. It must be reiterated that Resource Families need to understand that the agency rarely sees Spanish only speaking children placed with the youth. With the acknowledgement that Resource Families could now include relatives of youth who are recently placed into foster care, it is possible that this number may increase in the future. However, based on trends observed all throughout the year 2016 and beginning this first month of this year, it remains skeptical that this trend will change.